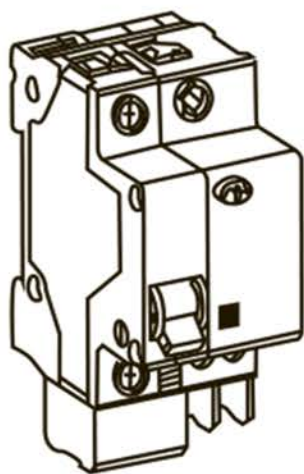


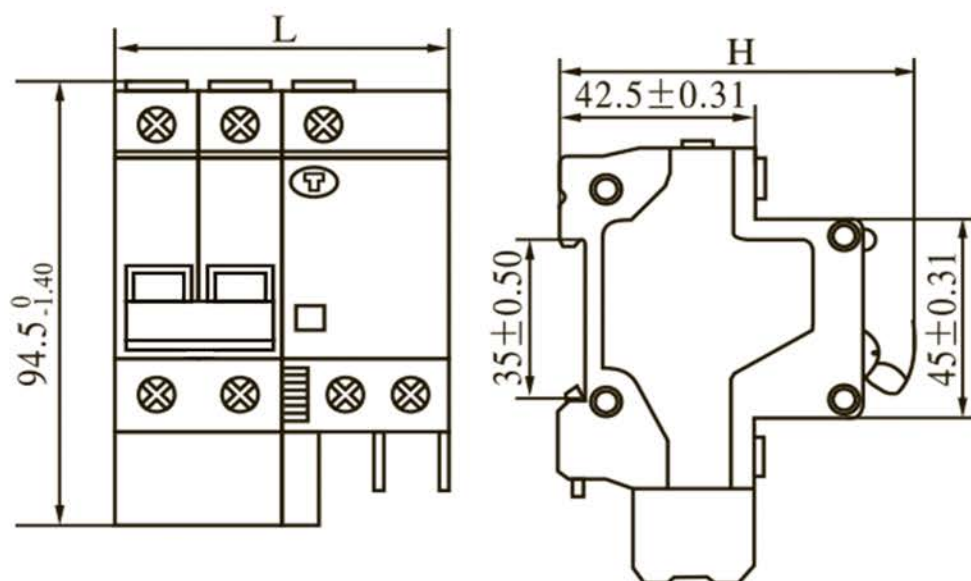
DZ47LE

Автоматы дифференциальные

Предупреждение: монтаж должен выполняться только квалифицированным электротехническим персоналом

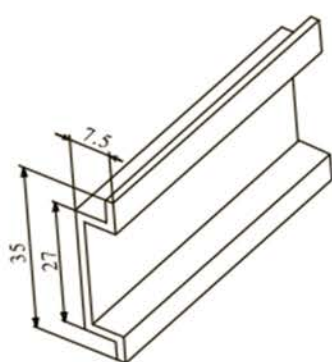


A

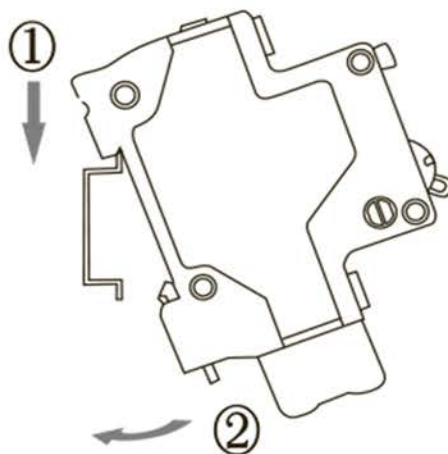


Poles	L(mm)		H(mm)
	Inm=32	Inm=63	
1P+N	45 ⁰ _{-0.62}	54 ⁰ _{-0.74}	74 ⁰ _{-1.20}
2P	63 ⁰ _{-0.74}	72 ⁰ _{-0.74}	77.8 ⁰ _{-1.20}
3P	90 ⁰ _{-1.40}	103.5 ⁰ _{-1.40}	77.8 ⁰ _{-1.20}
3P+N	99 ⁰ _{-1.40}	117 ⁰ _{-1.40}	77.8 ⁰ _{-1.20}
4P	117 ⁰ _{-1.40}	135 ⁰ _{-1.60}	77.8 ⁰ _{-1.20}



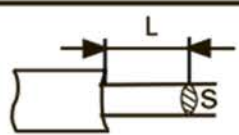

B

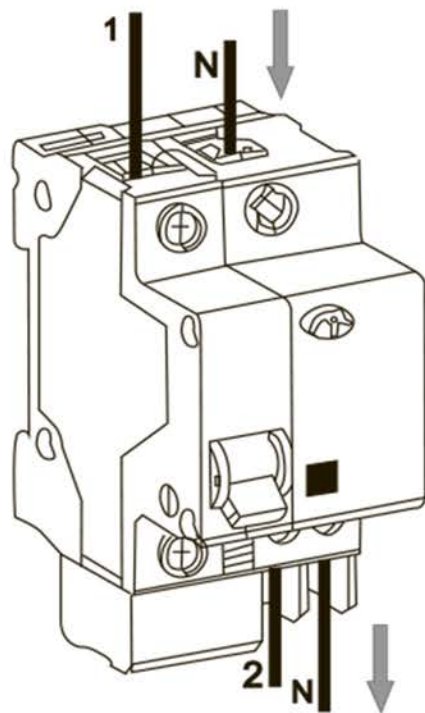
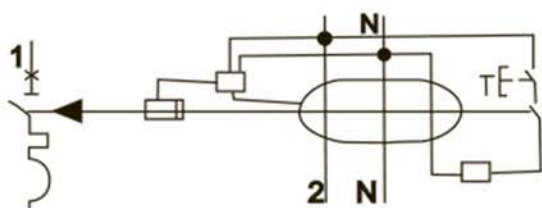
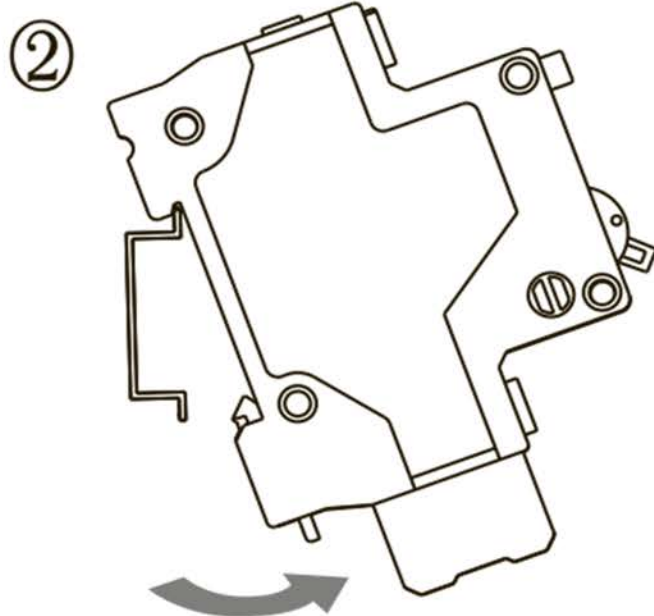
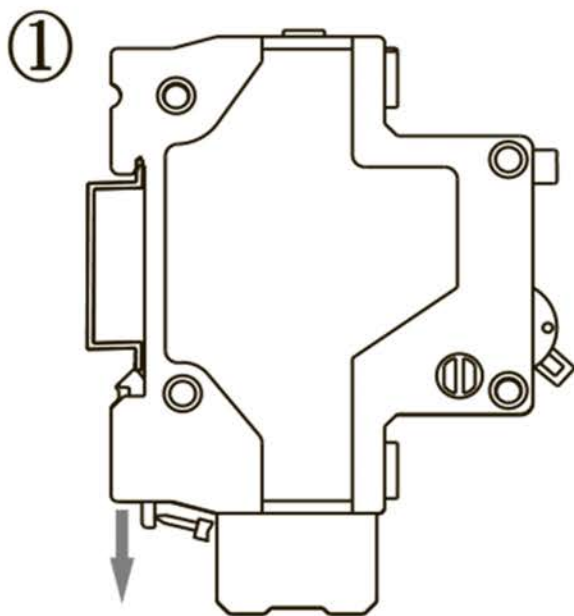


TH35-7.5 DIN rail

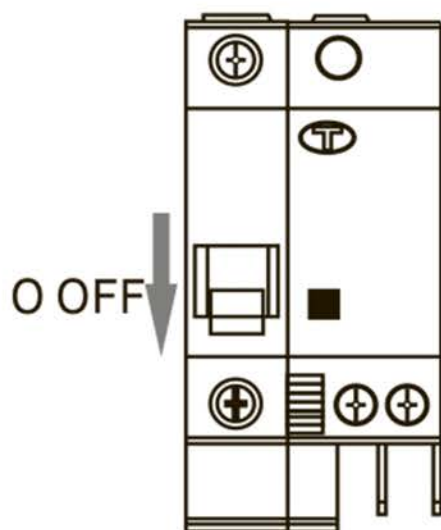
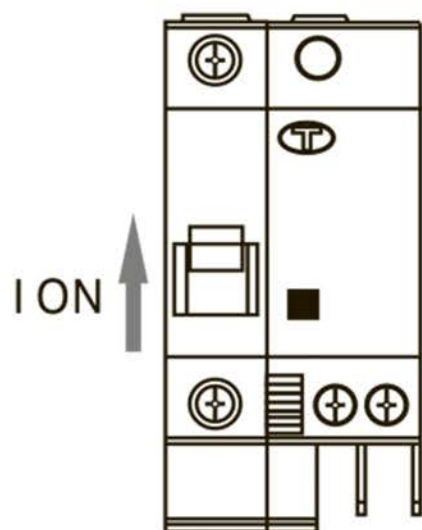


C

	 Z2
	L:10mm S:(1-16)mm ²
	2.0 N · m

**D**

E



CHINT
CHINT ELECTRIC

Инструкция по монтажу

