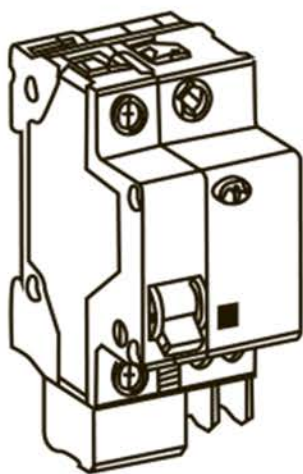


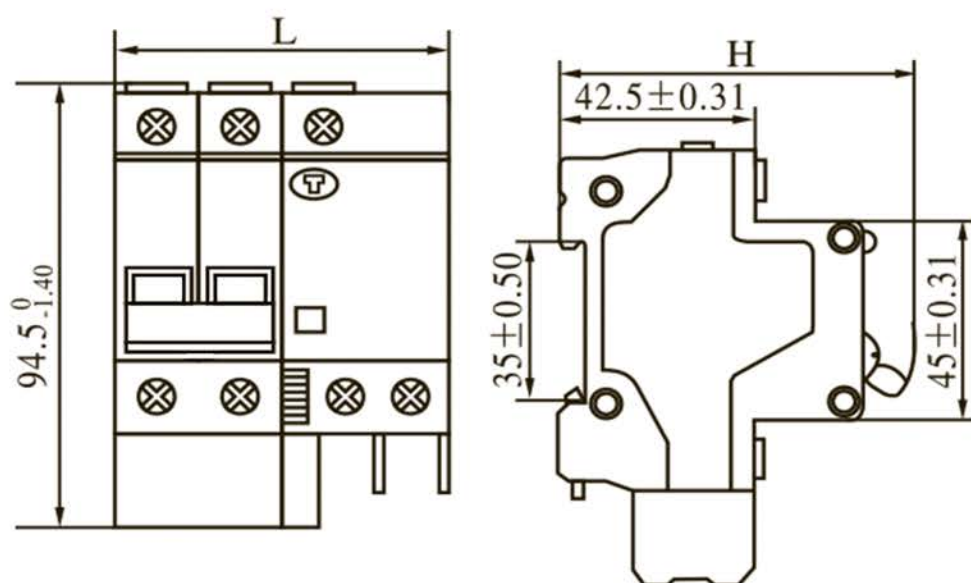
DZ47LE

## Автоматы дифференциальные

Предупреждение: монтаж должен выполняться только квалифицированным электротехническим персоналом

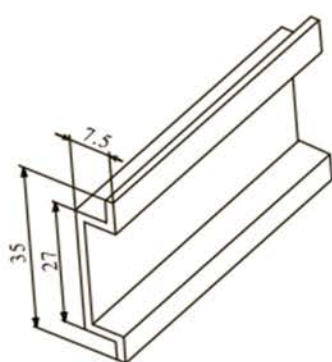


**A**

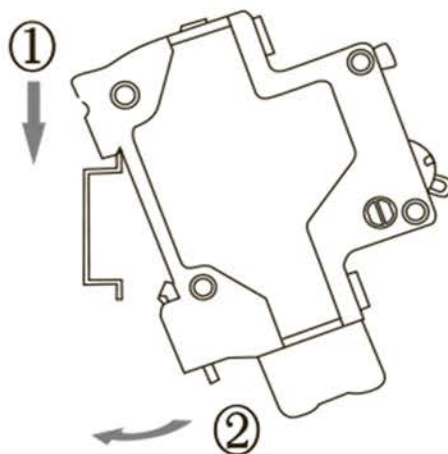


Poles	L(mm)		H(mm)
	Inm=32	Inm=63	
1P+N	45 <sup>0</sup> <sub>-0.62</sub>	54 <sup>0</sup> <sub>-0.74</sub>	74 <sup>0</sup> <sub>-1.20</sub>
2P	63 <sup>0</sup> <sub>-0.74</sub>	72 <sup>0</sup> <sub>-0.74</sub>	77.8 <sup>0</sup> <sub>-1.20</sub>
3P	90 <sup>0</sup> <sub>-1.40</sub>	103.5 <sup>0</sup> <sub>-1.40</sub>	77.8 <sup>0</sup> <sub>-1.20</sub>
3P+N	99 <sup>0</sup> <sub>-1.40</sub>	117 <sup>0</sup> <sub>-1.40</sub>	77.8 <sup>0</sup> <sub>-1.20</sub>
4P	117 <sup>0</sup> <sub>-1.40</sub>	135 <sup>0</sup> <sub>-1.60</sub>	77.8 <sup>0</sup> <sub>-1.20</sub>



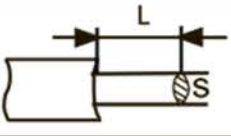

**B**

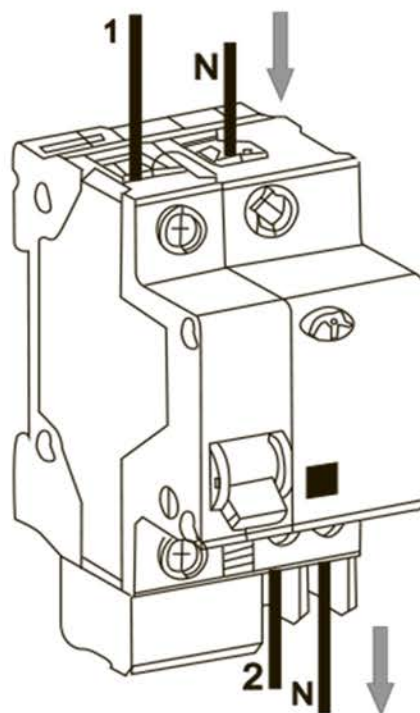
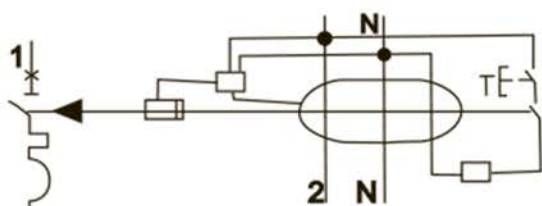
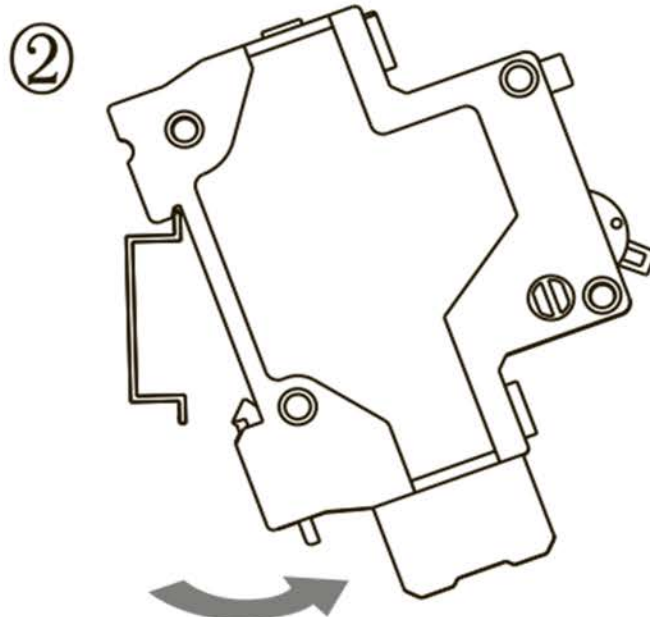
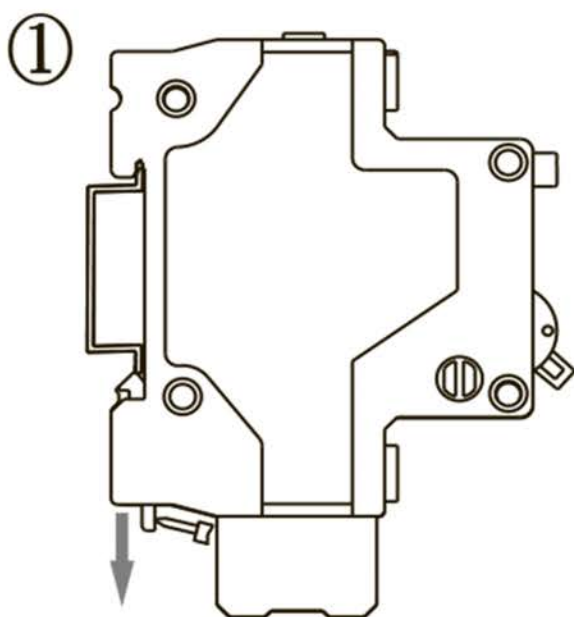


TH35-7.5 DIN rail

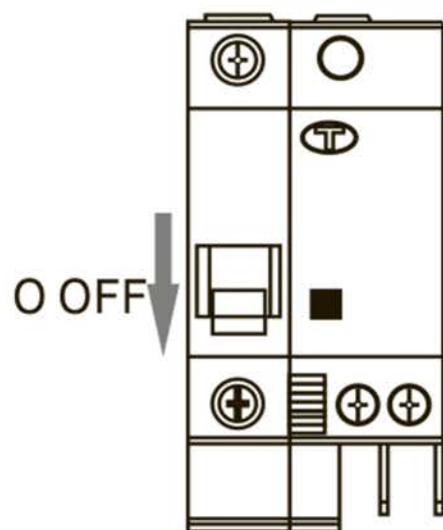
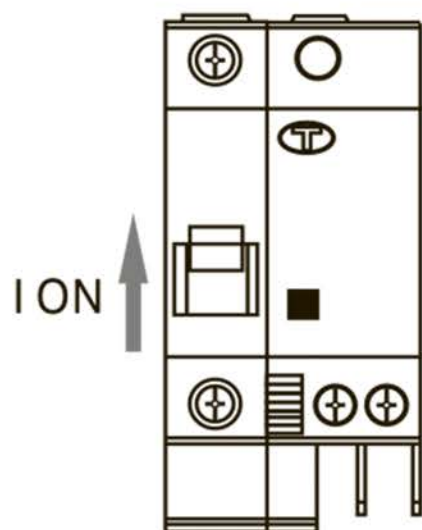


**C**

	 Z2
	L:10mm S:(1-16)mm <sup>2</sup>
	2.0 N · m

**D**

E



**CHINT**  
CHINT ELECTRIC

Инструкция по монтажу

